

Yamato

CM-351 class

Blindstitch Machine**Yamato**

CM-351 class

Blindstitch Machine**Numbering on Model:****CM-3 51/AT**

- ① Symbol of Series
- ② Class No. : 3 = Standard
- ③ Submodel by Application

④ Device(s)

- AT : Automatic Thread Trimmer
- T : Manual Thread Trimmer
- AL : Automatic Presser Foot Lowering Device
- TS* : Automatic Thread Trimmer with Automatic Stitch Fastening Device.
- TF : Automatic Thread Fastening Device
- TP : Thread Pull-off Device


Specifications

| | | | | | | | | | | |
|--------------|---|---|---------|--|-------------|---|----|---|------|---|
| | | | | | | | | | | |
| LW x 6T 1 | 1 | - | 3.2~8.5 | | 1:1 - 1:1.5 | - | 10 | - | 3000 | - |

Except models without differential feed.

Submodels

| Model | Applications / Remarks | Skip Stitch Mechanism |
|--------|---|-----------------------|
| CM-351 | For felling sewing on light to medium weight fabrics. | — |
| CM-352 | For felling (blindstitching) on light to medium weight fabrics | ○ |
| CM-355 | Exclusive for sewing bottom of trousers. | — |
| CM-356 | Exclusive for lapel and collar padding. | — |
| CM-357 | For blindstitching in the waist lines. With Automatic Depressing Plunger For medium weight fabrics | — |
| CM-359 | For bookseaming on coat's backs. | — |
| CM-360 | For pintacking on slacks, skirts, training pants, etc. | ○ |
| CM-364 | For shirring operation on flare skirts, etc. With differential feed (Differential ratio 1:1~1:1.5) | ○ |
| CM-367 | For blindstitching waist lining on trousers and other heavy weight material. With automatically depressed plunger. No thread pull over cross seam. The upper cloth layer only is being pierced. | — |
| CM-370 | For making 4 folded belt loops. With trimming knives for cutting both edges of material. | — |
| CM-374 | Pedal switch feeding control type machine, which enables shirring during sewing. With differential feed (Differential ratio 1:1 ~ 1:1.5) | ○ |



YAMATO Blindstitch Machine Strongly Supports You with Its Stable Seam, Fine Quality Finish and High Versatility with Easy Adjustment.



ISO9001:2008
JQA-QM6412

YAMATO SEWING MACHINE MFG. CO., LTD.
http://www.yamato-sewing.com

HEAD OFFICE

4-12, 4-CHOME, NISHI-TENMA, KITA-KU, OSAKA, 530-0047, JAPAN
TEL:+81-6-6364-5621/FAX:+81-6-6364-7185/E-mail:export-dept@yamato-sewing.com

YAMATO U.S.A. INC.

TEL:+1-803-548-0334/FAX:+1-803-548-0405

YAMATO EUROPE GmbH.

TEL:+49-40-355347-0/FAX:+49-40-354371/E-mail:sales@yamato.de

YAMATO (HONG KONG) CO., LTD.

TEL:+852-2721-0251/FAX:+852-2723-0444/E-mail:yamato@yamato-sewing.com.hk

雅美(香港)有限公司 东莞办事处

TEL:+86-769-86231363/FAX:+86-769-86231362

天和缝纫机(宁波)有限公司

TEL:+86-574-86800518,86800558/FAX:+86-574-86800555/E-mail:market@yamato-china.com

天和缝纫机制造株式会社 青岛事务所

TEL:+86-532-85783175/FAX:+86-532-85783172

天和缝纫机制造株式会社 上海事务所

TEL:+86-21-64400017,64400018/FAX:+86-21-64400021

YAMATO SINGAPORE PTE LTD.

TEL:+65-6287-1955/FAX:+65-6287-1028/E-mail:sales@yamato-sewing.com.sg

MS. YAMATO SINGAPORE PTE LTD., INDIA LIAISON OFFICE (TIRUPUR BRANCH) TEL:+91-421-4333701/FAX:+91-421-4333702/E-mail:yamato-sewing@airtelbroadband.in

MS. YAMATO SINGAPORE PTE LTD., INDIA LIAISON OFFICE (DELHI BRANCH) TEL:+91-11-41603280/FAX:+91-11-40574681

YAMATO SINGAPORE PTE LTD., CUSTOMER SERVICE CORRESPONDENT IN JAKARTA, INDONESIA FAX:+62-21-781-8727

YAMATO SINGAPORE PTE LTD., BANGLADESH LIAISON OFFICE TEL:+88-02-899-1864/FAX:+88-02-899-1865

YAMATO MEXICO OFFICE

TEL:+52-55-5784-9090/FAX:+52-55-5578-1470


THE RESIDENT REPRESENTATIVE OFFICE OF YAMATO SEWING MACHINE MFG. CO., LTD IN HO CHI MINH CITY TEL:+84-8-62866057/FAX:+84-8-38113384

Copyright: Yamato Sewing Machine Mfg. Co., Ltd Catalogue No.4012E Edition No.4.01/2012



Unique threading for easy control thread tension.

This threading enables easy change of thread tension. The seam is fastened by moving Needle Thread Pull-off Eyelet (A) to the left, and loosened by moving it to the right.
(Standard equipment)



Push button type stitch length adjuster

Stitch length can be adjusted by touching the push button on the arm bed with turning Pulley.




Uniform seaming regardless of sewing speed.

Yamato's original thread tension controllers-big one and small one on the arm bed-ensure uniform seam while sewing at high or low speed.




Stable seam ensured by Looper Adjusting Lever.

Looper Adjustment Lever (B) is equipped as standard for easy adjustment of looper position according to needle size.



Stitch Selector to change Skip to Non-skip stitch.

One touch change of skip stitch (to change one stitch and skip one) and non-skip stitch (to catch each stitch) by flip lever on stitch selector.
(Equipped on: CM352, 360, 364 and 374 only)




Device for safe operation.

Finger Guard is equipped around the looper carrier for operator's safety and prevention from trouble such as entangled fabric around moving parts.



Felling depth control by Penetration Dial.

Felling depth is changed simply by turning Penetration Dial (E) to "MORE" or "LESS". In case felling depth should be needed beyond the movable range of the dial, remove the Screw (F): the turn of its inside screw offers the felling depth suitable for the material.



Lever movement adjusts spring pressure.

The spring pressure of Cloth Retainer (C) is adjusted easily by Lever (D); available for blindstitching suitable for the material.

Besides, it is easy to see the Ridge Forming Plate and Cloth Retainer and enables easy material handling.
(Equipped on: CM351, 352, 364, and 374 only)

