

Computer-controlled, High-speed Shape-tacking Machine [Sewing area: 60mm (L) × 100mm (W)]

LK-1910

LK-1920

(With intermediate presser)

LK-1930

(With intermediate presser and input function)

Every product in the LK lineup is provided with high-speed sewing capability and advanced features



• LK-1910 (Table stand is optionally available.)




• LK-1920 (Table stand is optionally available.)



• LK-1930 (Table stand is optionally available.)

The machine runs at a sewing speed of 2,500rpm ----- Faster than any other shape-tacking machine anywhere in the world. In addition, the machine is fully equipped with state-of-the-art features such as a higher presser foot lift, a double-capacity shuttle hook, and a direct-control machine head that ensures quick response and an accurate stop position. The top model in the LK series, the LK-1930 is JUKI's first shape-tacking machine to incorporate a main unit input function equivalent to that equipped in our automatic sewing machines. These rich features support the machine's high-speed sewing performance and increased productivity. With its large sewing area that matches a wider range of use, its hand pulley, and its highly operable and easy-to-understand operation panel, the machine delivers to the user dramatically improved operability. The LK-1910 Series shape tacking lineup is on the cutting edge ----- a pioneer in a new era of shape tacking.



LK-1910S (Standard)



LK-1920S (Standard)



LK-1920H (For heavy-weight materials)

HIGHER PRODUCTIVITY

The machine achieves a maximum-grade sewing speed of 2,500rpm.

The machine can shape tack at a maximum sewing speed of 2,500rpm, dramatically reducing the cycle time.

Fewer bobbin thread changes.

Equipped as standard with a double-capacity shuttle hook that reduces the frequency of bobbin thread changes, the machine spares you troublesome bobbin thread works. This is a particularly great help when sewing with lower-count threads.

EXCELLENT SEWING CAPABILITIES

The machine can use a wider range of thread counts than conventional machines.

With this feature, the LK Series models provide upgraded sewing capabilities such as improved responsiveness to heavy-weight materials. Select either the S type (standard type) or H type (for heavy-weight materials) to suit the use of your machine.

IMPROVED RESPONSIVENESS AND OPERABILITY

Sewing area that matches a wider range of applications.


The machine has a wide sewing area: 60mm (length) by 100mm (width). With this large sewing area, the machine easily adapts to the sewing of curtain pleats, the finishing of waistband ends for jeans, label attachment, and many other sewing works.

Fully equipped easy-to-use operation panel [LK-1910, -1920] With its automatic correction feature, the machine can enlarge/reduce patterns without deforming them.

Settings for machine functions such as the sewing speed and bobbin thread count can be easily adjusted via the operation panel, and cycle sewing programs for the production of combined patterns can be entered.

Intermediate presser that securely clamps the material [LK-1920, -1930]

The machine is provided as standard with an intermediate presser to prevent the material from flopping, thereby promising beautiful seams. Since height and stroke of the intermediate presser can be adjusted, quick responsiveness to changes in material thickness or the number of layers of materials is ensured.



EXCELLENT OPERABILITY

Higher lift of the presser foot

With an increased maximum lift of the feeding frame (22mm for the magnet-driven feeding frame and 25mm for the pneumatic-driven feeding frame), the machine ensures easy placement of heavy-weight materials.



The machine head is designed for improved operability.

- The hand pulley is located at the machine arm unit to allow the operator to visually check the needle entry and needle-to-hook timing with ease.
- The machine is provided with a needle bar reverse rotating function. This permits the machine to stop with the needle rested at the highest dead point to allow a heavy-weight material to be placed on the machine easily.



The feeding frame type can be selected to match the use of the machine in your work.

Two different feeding frame types are prepared; the monolithic type (magnet-driven) and the separately driven type (pneumatic-driven). Select the type which best suits your work and the machine application. With the monolithic type you can lift/lower the feeding frame using a manual pedal* by controlling the pedal pressure.

* The manual pedal is optionally available.



LK-1920SA
(Pneumatic separately driven feeding frame)

Upgraded responsiveness, low vibration, and low noise create a comfortable workplace.

With its direct-drive machine head (with no belt) directly joined to a compact AC servomotor, the machine provides improved responsiveness and upgraded stop accuracy. Vibration and noise are reduced even during high-speed operation, thereby achieving a comfortable working environment.



LK-1930 (PROVIDED WITH AN INTERMEDIATE PRESSER AND INPUT FUNCTION)

The LK-1930 is provided with an input function equivalent to that equipped in the AMS-210D computer-controlled cycle machine. With its larger storage capacity, the machine supports diversified sewing patterns. In addition, the sewing machine functions and patterns can be input through the operation panel.



LK-1930 (Table stand is optionally available.)

Abundant input functions enable the machine to respond to the sewing requirements of all sewing patterns.

● **With its automatic correction feature, the machine can enlarge/reduce patterns without deforming them.**

- Ample storage capacity: maximum of 360,000 stitches on one floppy disk and 691 patterns on a hard disk.
An EEPROM may be used.
- A maximum of 20,000 stitches can be input per pattern. With this large storage capacity, the machine supports embroidery patterns with large numbers of stitches.
- Functions that are frequently used in programming works such as normal sewing (linear sewing and spline sewing), point sewing, jumping, and thread trimming can be allocated to specific keys mounted on the operation panel. The use of these keys reduces the time required for data entry.

[Major input functions]

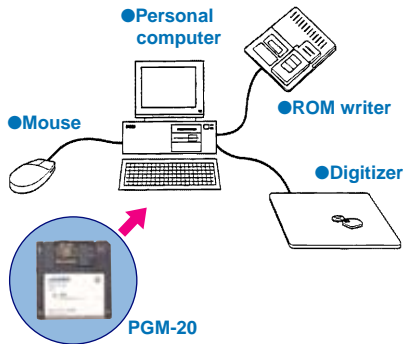
- Creation of linear, spline, arc, and circular stitches.
- Creation of various kinds of zigzag stitches, offset stitches, double-forward stitches, double-reverse stitches, automatic back-tuck, condensation stitches, overlapping stitches, etc.
- Arrangement of move, copy, erase, and symmetry functions.
- Mechanical command to actuate the tension controller No. 3, changes in jump speed, changes in sewing speed, etc.
- Data can be input using function numbers.



OPTIONAL DEVICES IS AVAILABLE FOR HANDLING THE MACHINE'S WIDE RANGE OF PROCESSES AND APPLICATIONS


Programming software for computer controlled sewing machine. PGM-20

Use the PGM-20 software (separately available) for creating pattern data. With the programming software, data can be created in an interactive processing manner using a general-purpose personal computer or ROM writer.



Pneumatic inverted clamp device FU02L *

The device is best-suited to attaching small articles such as labels and emblems by sewing the entire circumference.



Thread tension controller No.3 Part No. B5019-222-0B0 *

The tension controller unit is used to partially change the needle thread tension during the sewing of a pattern.

● To use the thread tension controller No. 3, an air tube (part No. BT-0400251-EB), solenoid valve (part No. PV-1502090-00) and solenoid valve connector assembly (part No. 142-04754) will be necessary. All of these parts are separately available.




Needle cooler Part No. 142-25056 *

The needle cooler blows air to the needle, thereby preventing thread breakage caused by hot needles.



Thread-tension-releasing device Part No. 142-24760

By lifting the tension disk, this device releases the needle thread tension during jumping in basting stitching processes.



1-pedal unit for standing work PK-57 Part No. GPK-57001B0

● To use the 1-pedal unit for standing work, a junction cable (part No. M9013-590-0A0) and clamp (part No. E9607-603-000) will be necessary. These parts are separately available.



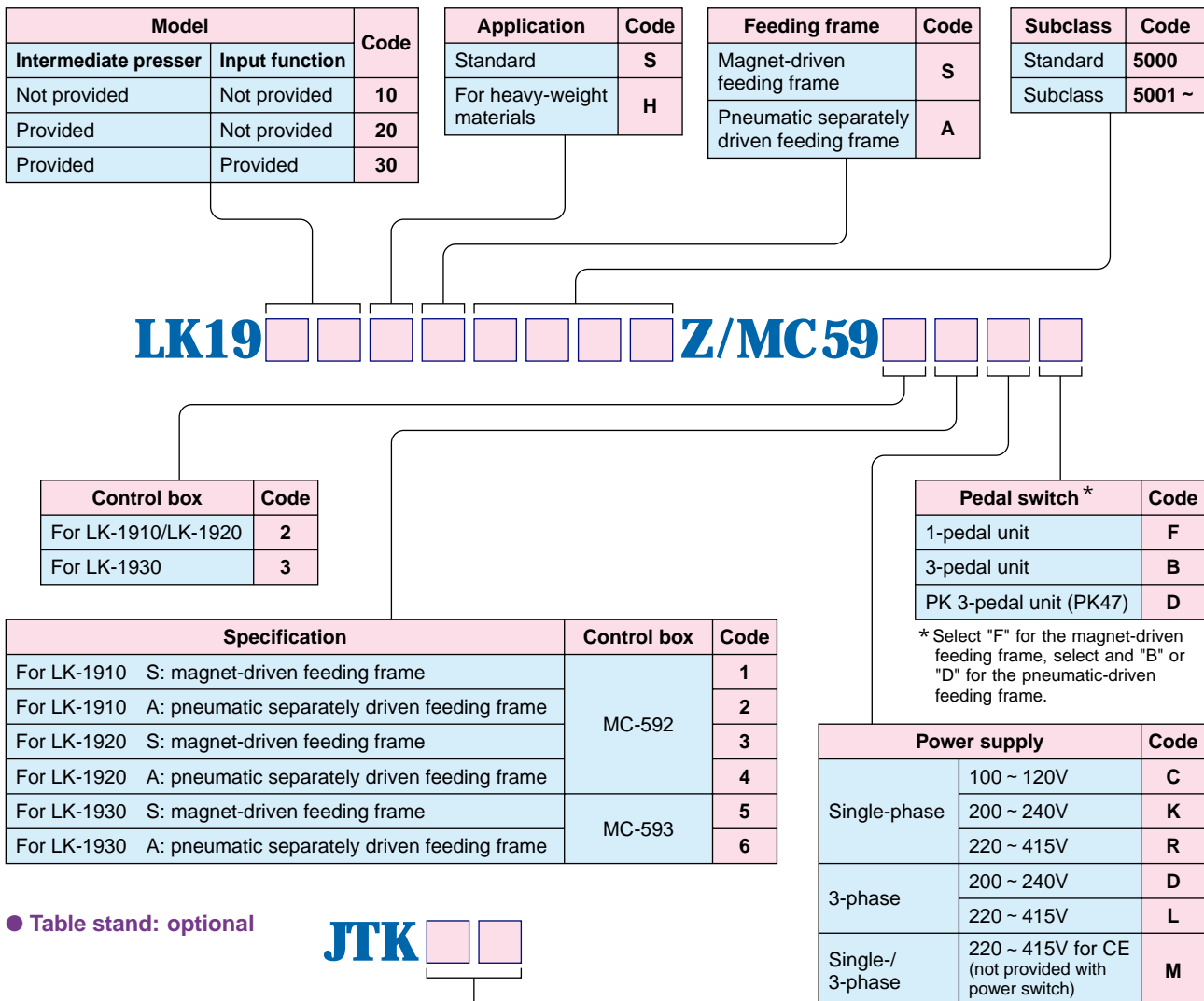
Options with asterisks (*) can be mounted to machines equipped with pneumatic separately driven feeding frames (Feeding frame type: A in When you place orders).

WORK CLAMP AND FEED PLATE BLANK

Name of parts	Type	Part No.
Monolithic feeding frame blank 	Without knurl	B2553-210-D0B
	With knurl	B2553-210-D0A
Separately driven feeding frame blank 	Without knurl	B2554-210-D0A
	With knurl (right)	B2554-210-D0B
	With knurl (left)	B2554-210-D0C
Feed plate 	Without knurl	142-24109
	With knurl	142-24000

WHEN YOU PLACE ORDERS

Please note when placing orders, that the model name should be written as follows:



● Table stand: optional



Table stand		Code
For LK-1910 S/1920 S: magnet-driven feeding frame		38
For LK-1910 A/1920 A: pneumatic separately driven feeding frame		39
For LK-1930 S: magnet-driven feeding frame		40
For LK-1930 A: pneumatic separately driven feeding frame		41

* The table stand is not equipped with casters.

* For the table stand (for the magnet-driven feeding frame, Code No. 38 and 40), two pedals (starting pedal and manual pedal) are packaged together.

● To order, please contact your nearest JUKI distributor.

LISTING OF DATA THAT CAN BE READ IN

: Data that can be read in x: Data that cannot be read in

Models used	Pattern data						
	For LK-1910 LK-1920	For LK-1930		For LK-1900	For AMS-206C	For AMS-210C (Resolution: 0.16mm)	For AMS-210C AMS-210D
	EEP-ROM	3.5FD	EEP-ROM	EP-ROM	EEP-ROM	3.5FD	3.5FD
LK-1910/1920		x		x		x	x
LK-1930				x			

Memory medium

* The above listing indicates interchangeability without the use of conversion software such as PGM-20.

FEEDING FRAME INTERCHANGEABILITY

: Interchangeable x: Not interchangeable

Models used	Part name	Model name				
		LK-1910/1920 /1930	For LK-1900	For AMS-206C	For AMS-210C (Resolution: 0.16mm)	For AMS-210C AMS-210D
LK-1910/1920/1930	Feeding frame		x	*		
	Feed plate		x	x	x	x

* The memory switch setting has to be changed (the location of the origin has to be changed).

SPECIFICATIONS

Model name	LK-1910S	LK-1910H	LK-1920S	LK-1920H	LK-1930S	LK-1930H
Application	Standard	For heavy-weight materials	Standard	For heavy-weight materials	Standard	For heavy-weight materials
Max. sewing speed	2,500rpm (when stitch length is 3mm or less)					
Sewing area	60mm (L) x 100mm (W)					
Stitch length	0.1 ~ 10mm				0.1 ~ 12.7mm	
Needle bar stroke	41.2mm					
Lift of the feeding frame	Max. 22mm (electromagnetic), Max. 25mm (pneumatic)					
Lift of the intermediate presser	18mm					
Stroke of intermediate presser	Standard 4mm (0mm and 4 ~ 10mm)					
Needle (at the time of delivery)	DP x 5 (#14)	DP x 17 (#18)	DP x 5 (#14)	DP x 17 (#18)	DP x 5 (#14)	DP x 17 (#18)
Hook	Double-capacity shuttle hook					
Feed motion work clamp foot	R-theta intermittent feed (2-shaft drive by stepping motor)					
Number of stitches that can be stored in memory	Max. 10,000 stitches				Max. 360,000 stitches (Max. 20,000 stitches/pattern)	
Number of patterns that can be input	64 patterns				691 patterns	
Input function	Not provided				Provided as standard	
Enlarging/Reducing facility	20 ~ 200% (1% step) (by increasing/decreasing the stitch length)				1 ~ 400% (0.1% step) (by increasing/decreasing the stitch length or the number of stitches)	
Memory medium	EEP-ROM				2DD/2HD 3.5 micro-floppy disk (EEP-ROM can also be used.)	
Bobbin thread counter	Provided as standard					
Lubrication	Centralized oil wick lubrication					
Lubricating oil	JUKI New Defrix Oil No.2 (equivalent to ISO VG32)					
Sewing machine motor	400W compact AC servomotor (direct-drive system)					
Power consumption	Single-phase, 3-phase 600W					
Weight	Machine head (include motor) 46kg, control box 16.5kg				Machine head (include motor) 46kg, control box 18kg	



JUKI CORPORATION HEAD OFFICE

The environmental management system to promote and conduct
 ①the technological and technical research, the development and design of the products in which the environmental impact is considered,
 ②the conservation of the energy and resources, and the recycling, in the research, development, design, distribution, sale and maintenance service of the industrial sewing machines, household sewing machines and industrial-use robots, etc. and in the sale and maintenance service of the data entry system and in the purchase, distribution and sale of the household commodities including the healthcare products.

JUKI[®]
JUKI CORPORATION
MARKETING & SALES H.Q.

8-2-1, KOKURYO-CHO, CHOFU-SHI,
 TOKYO 182-8655, JAPAN
 PHONE : (81) 3-3480-2357, 2358
 FAX : (81) 3-3430-4909, 4914
<http://www.juki.com>

* Specifications and appearance are subject to change without prior notice for improvement.
 * Read the instruction manual before putting the machine into service to ensure safety.
 * This catalogue prints with environment-friendly soy ink on recycle paper.